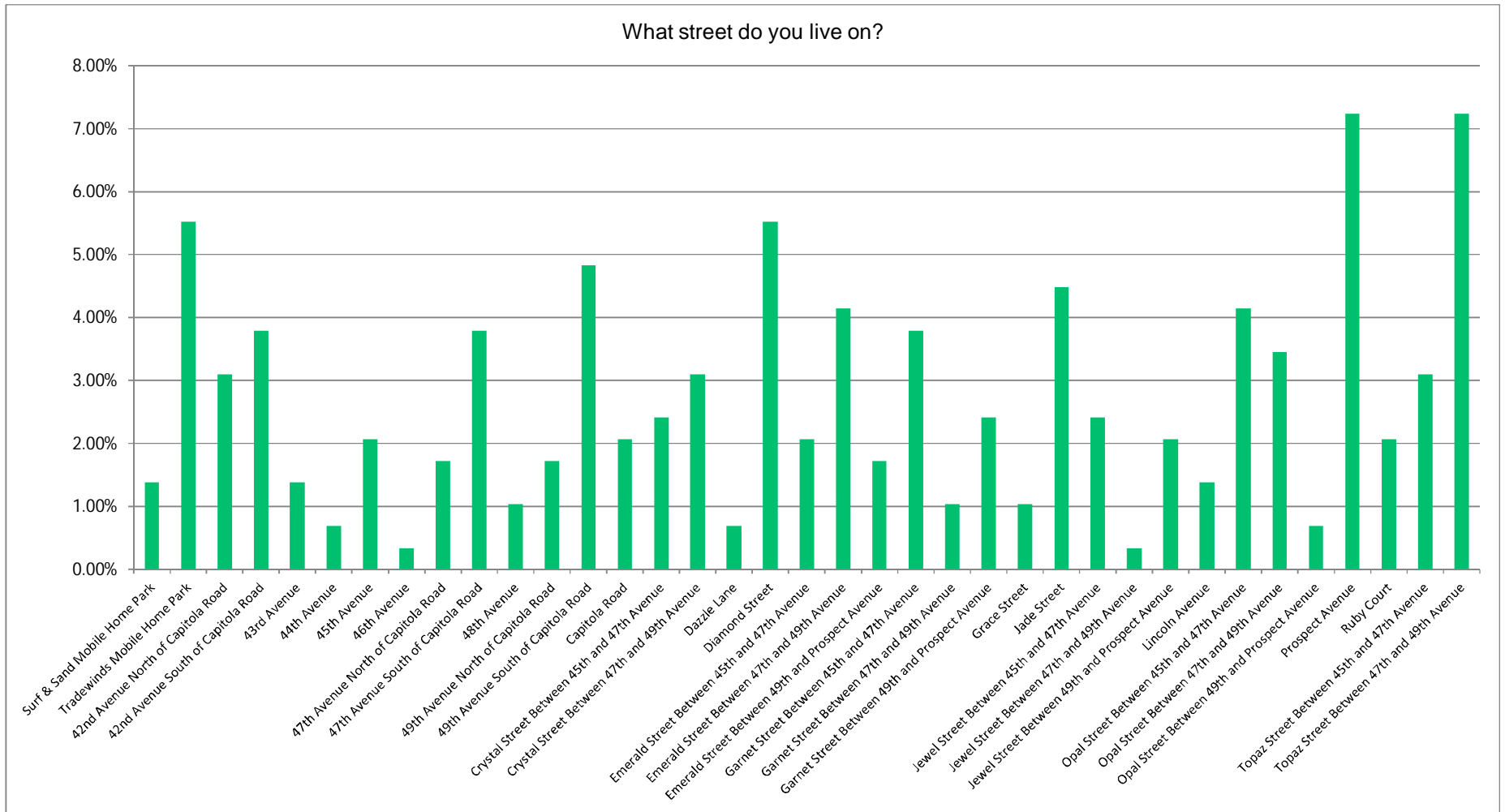


City of Capitola Jewel BoxTraffic Community Survey

What street do you live on?		
Answer Choices	Responses	
Surf & Sand Mobile Home Park	1.38%	4
Tradewinds Mobile Home Park	5.52%	16
42nd Avenue North of Capitola Road	3.10%	9
42nd Avenue South of Capitola Road	3.79%	11
43rd Avenue	1.38%	4
44th Avenue	0.69%	2
45th Avenue	2.07%	6
46th Avenue	0.34%	1
47th Avenue North of Capitola Road	1.72%	5
47th Avenue South of Capitola Road	3.79%	11
48th Avenue	1.03%	3
49th Avenue North of Capitola Road	1.72%	5
49th Avenue South of Capitola Road	4.83%	14
Capitola Road	2.07%	6
Crystal Street Between 45th and 47th Avenue	2.41%	7
Crystal Street Between 47th and 49th Avenue	3.10%	9
Dazzle Lane	0.69%	2
Diamond Street	5.52%	16
Emerald Street Between 45th and 47th Avenue	2.07%	6
Emerald Street Between 47th and 49th Avenue	4.14%	12
Emerald Street Between 49th and Prospect Avenue	1.72%	5
Garnet Street Between 45th and 47th Avenue	3.79%	11
Garnet Street Between 47th and 49th Avenue	1.03%	3
Garnet Street Between 49th and Prospect Avenue	2.41%	7
Grace Street	1.03%	3
Jade Street	4.48%	13
Jewel Street Between 45th and 47th Avenue	2.41%	7
Jewel Street Between 47th and 49th Avenue	0.34%	1
Jewel Street Between 49th and Prospect Avenue	2.07%	6
Lincoln Avenue	1.38%	4
Opal Street Between 45th and 47th Avenue	4.14%	12
Opal Street Between 47th and 49th Avenue	3.45%	10
Opal Street Between 49th and Prospect Avenue	0.69%	2
Prospect Avenue	7.24%	21
Ruby Court	2.07%	6
Topaz Street Between 45th and 47th Avenue	3.10%	9
Topaz Street Between 47th and 49th Avenue	7.24%	21

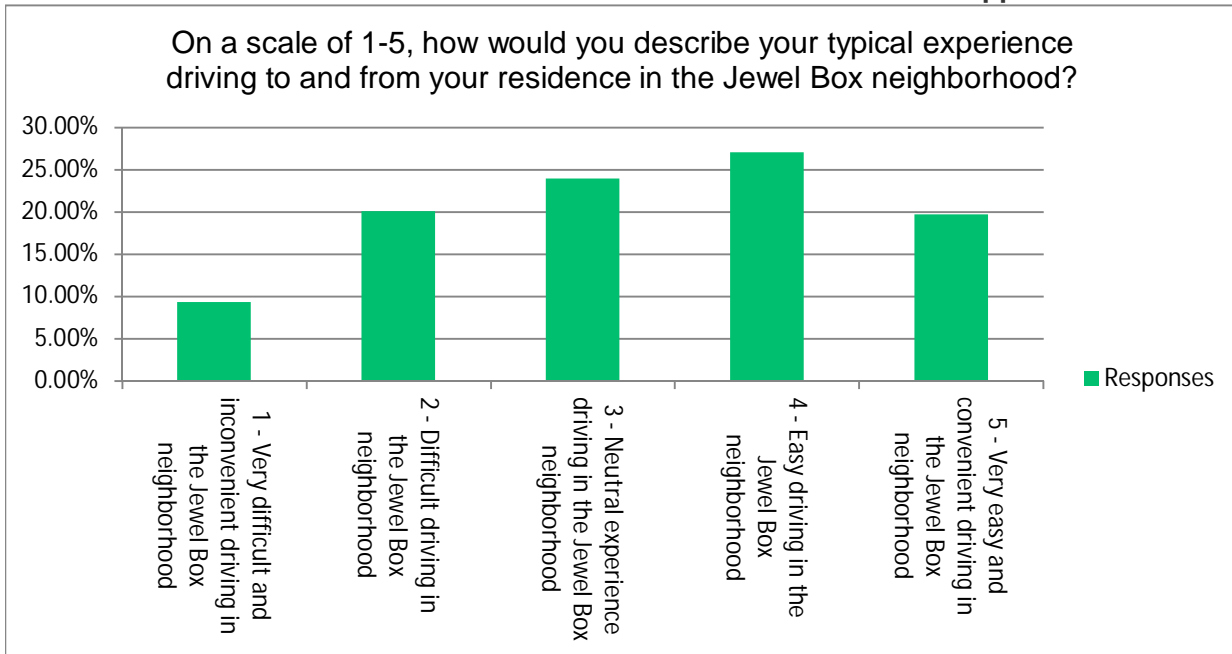
Answered 290
Skipped 0



City of Capitola Jewel BoxTraffic Community Survey

On a scale of 1-5, how would you describe your typical experience driving to and from your residence in the Jewel Box neighborhood?		
Answer Choices	Responses	
1 - Very difficult and inconvenient driving in the Jewel Box neighborhood	9.27%	24
2 - Difficult driving in the Jewel Box neighborhood	20.08%	52
3 - Neutral experience driving in the Jewel Box neighborhood	23.94%	62
4 - Easy driving in the Jewel Box neighborhood	27.03%	70
5 - Very easy and convenient driving in the Jewel Box neighborhood	19.69%	51

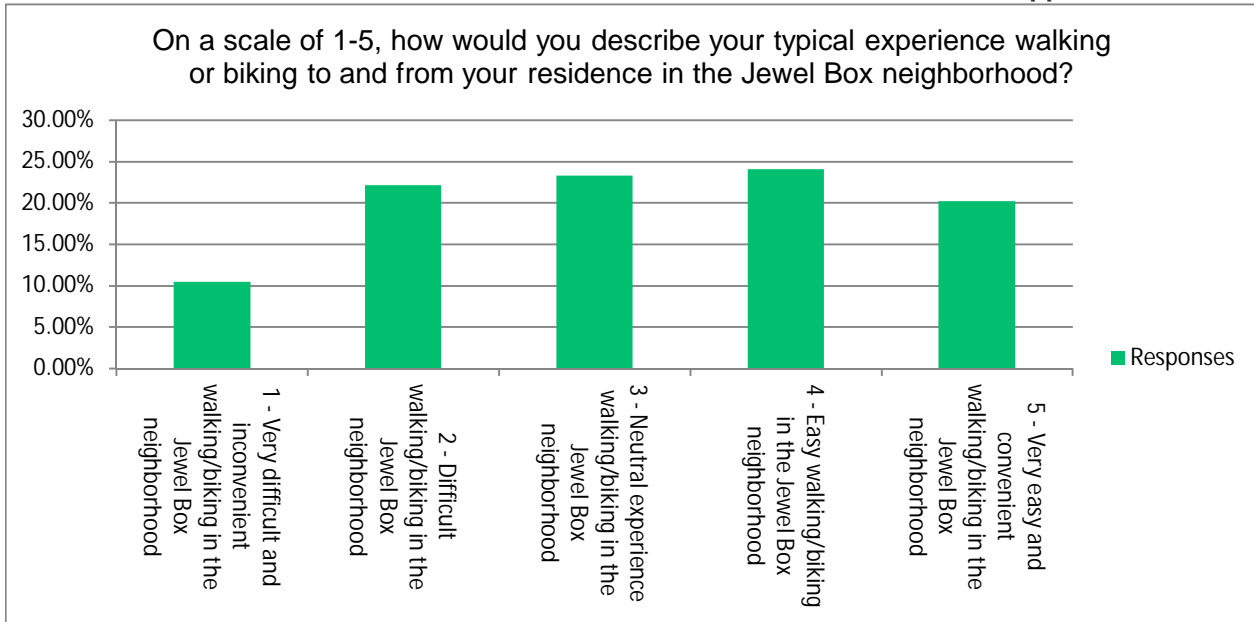
Answered 259
Skipped 31



City of Capitola Jewel BoxTraffic Community Survey

On a scale of 1-5, how would you describe your typical experience walking or biking to and from your residence in the Jewel Box neighborhood?		
Answer Choices	Responses	
1 - Very difficult and inconvenient walking/biking in the Jewel Box neighborhood	10.47%	27
2 - Difficult walking/biking in the Jewel Box neighborhood	22.09%	57
3 - Neutral experience walking/biking in the Jewel Box neighborhood	23.26%	60
4 - Easy walking/biking in the Jewel Box neighborhood	24.03%	62
5 - Very easy and convenient walking/biking in the Jewel Box neighborhood	20.16%	52

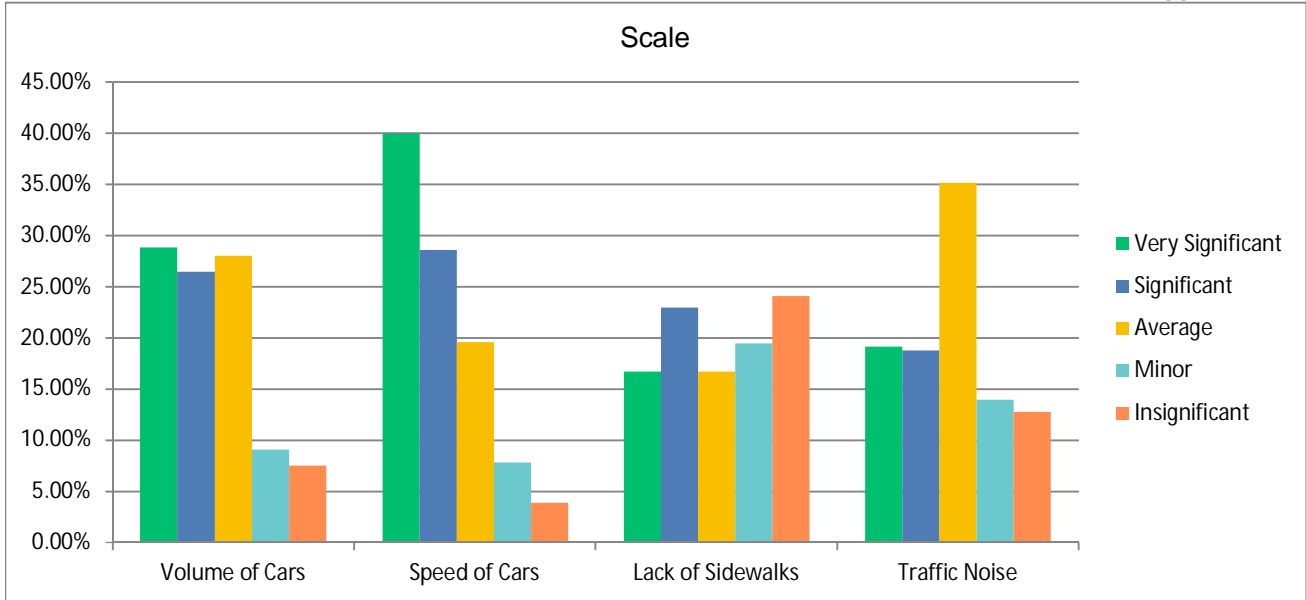
Answered 258
Skipped 32



City of Capitola Jewel BoxTraffic Community Survey
How significant a problem do you see the following?

Scale	Very Significant		Significant		Average		Minor		Insignificant		Total
Volume of Cars	28.85%	73	26.48%	67	28.06%	71	9.09%	23	7.51%	19	253
Speed of Cars	40.00%	102	28.63%	73	19.61%	50	7.84%	20	3.92%	10	255
Lack of Sidewalks	16.73%	43	22.96%	59	16.73%	43	19.46%	50	24.12%	62	257
Traffic Noise	19.20%	48	18.80%	47	35.20%	88	14.00%	35	12.80%	32	250

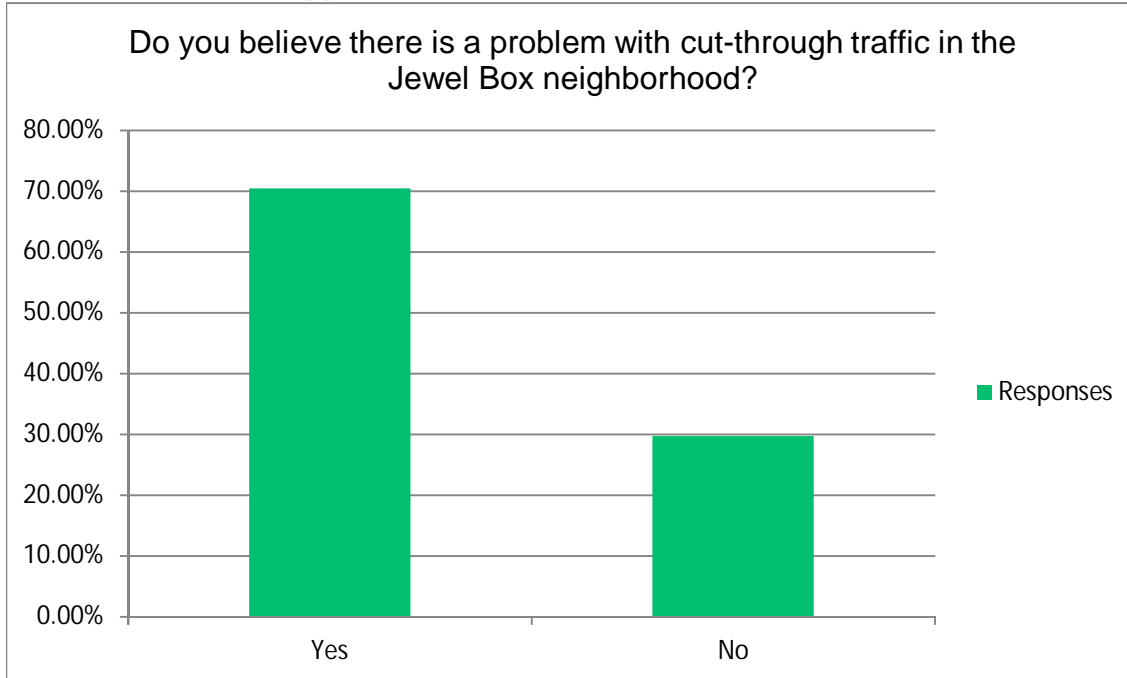
Answered 259
Skipped 31



City of Capitola Jewel BoxTraffic Community Survey

Do you believe there is a problem with cut-through traffic in the Jewel Box neighborhood?

Answer Choices	Responses	
Yes	70.36%	178
No	29.64%	75
Answered		253
Skipped		37



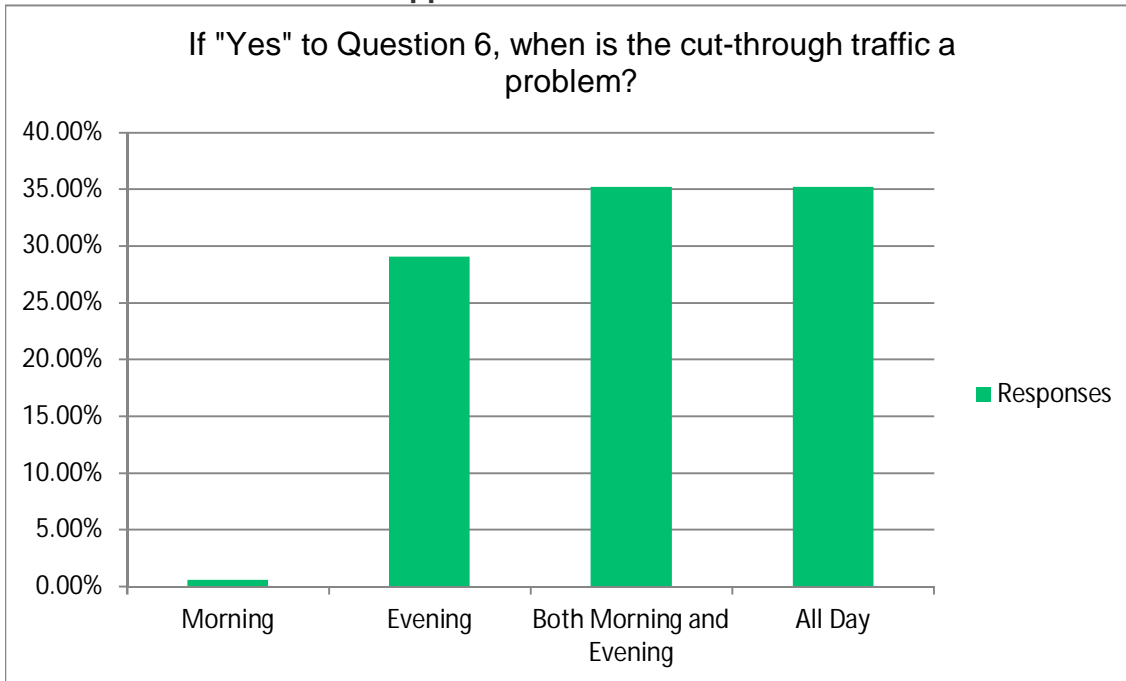
City of Capitola Jewel BoxTraffic Community Survey

If "Yes" to Question 6, when is the cut-through traffic a problem?

Answer Choices	Responses	
Morning	0.56%	1
Evening	29.05%	52
Both Morning and Evening	35.20%	63
All Day	35.20%	63

Answered 179

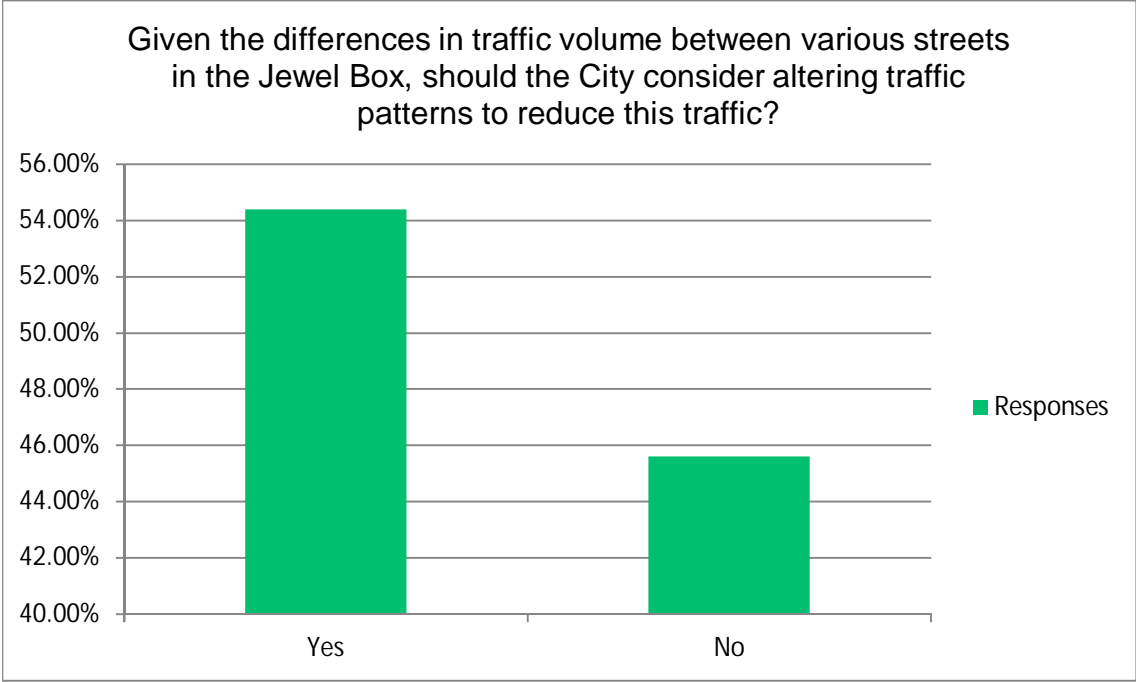
Skipped 111



City of Capitola Jewel BoxTraffic Community Survey

Given the differences in traffic volume between various streets in the Jewel Box, should the City consider altering traffic patterns to reduce this traffic?

Answer Choices	Responses	
Yes	54.40%	136
No	45.60%	114
Answered		250
Skipped		40



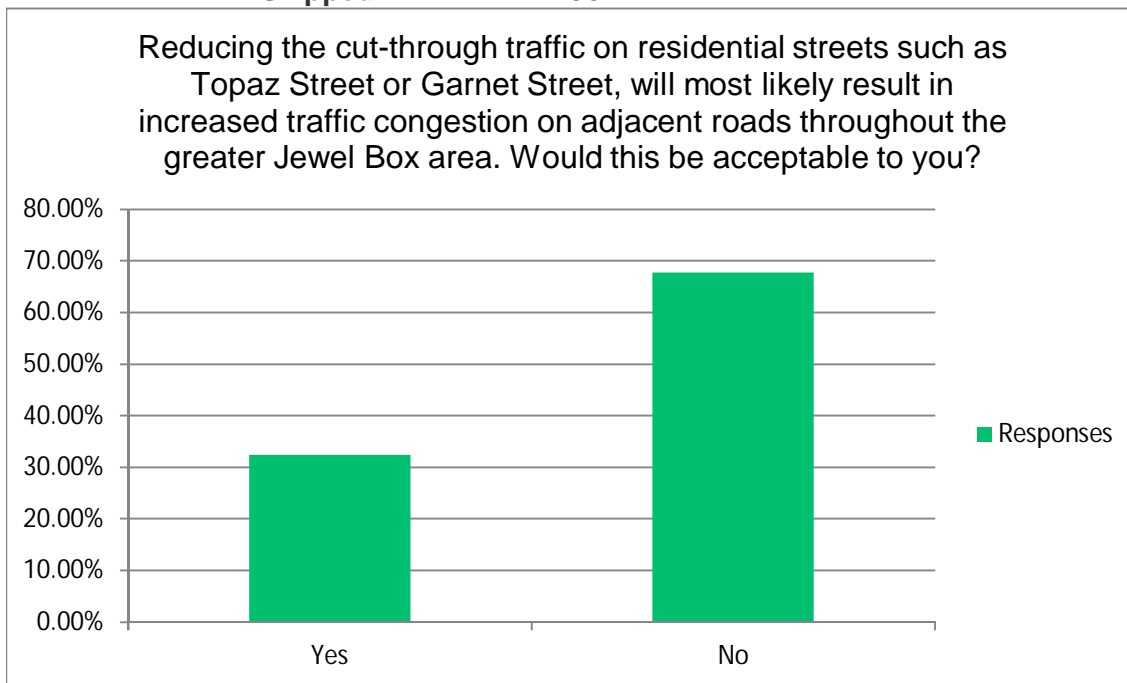
City of Capitola Jewel BoxTraffic Community Survey

Reducing the cut-through traffic on residential streets such as Topaz Street or Garnet Street, will most likely result in increased traffic congestion on adjacent roads throughout the greater Jewel Box area. Would this be acceptable to you?

Answer Choices	Responses	
Yes	32.28%	82
No	67.72%	172

Answered 254

Skipped 36

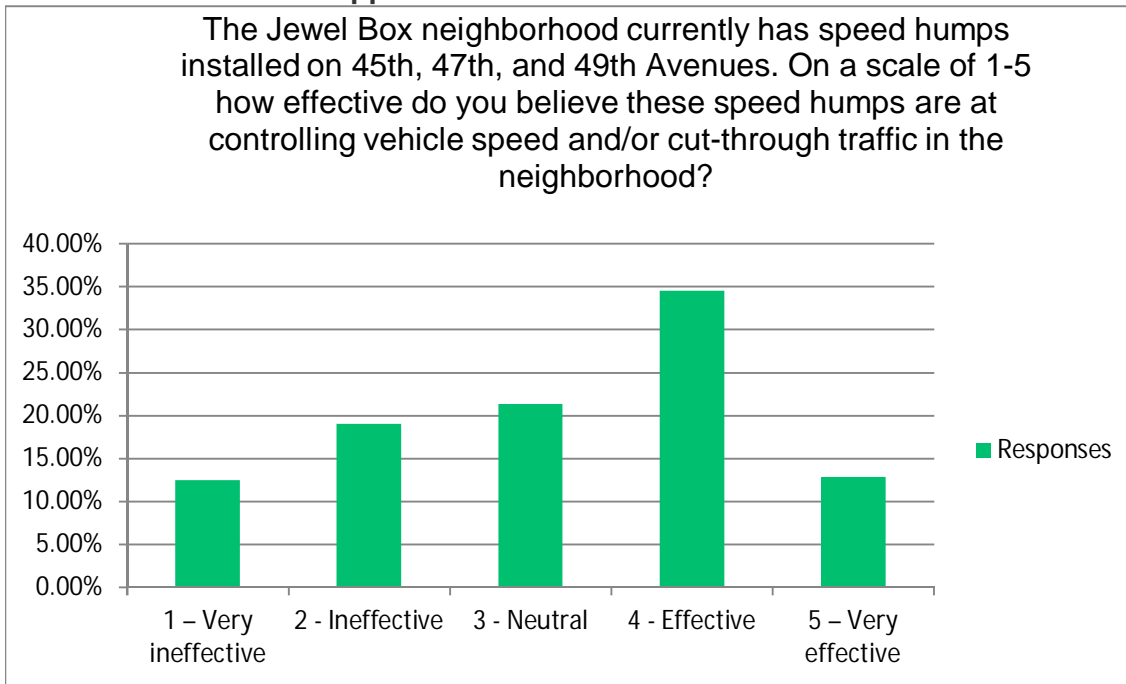


City of Capitola Jewel BoxTraffic Community Survey

The Jewel Box neighborhood currently has speed humps installed on 45th, 47th, and 49th Avenues. On a scale of 1-5 how effective do you believe these speed humps are at controlling vehicle speed and/or cut-through traffic in the neighborhood?

Answer Choices	Responses	
1 – Very ineffective	12.40%	32
2 - Ineffective	18.99%	49
3 - Neutral	21.32%	55
4 - Effective	34.50%	89
5 – Very effective	12.79%	33

Answered 258
Skipped 32



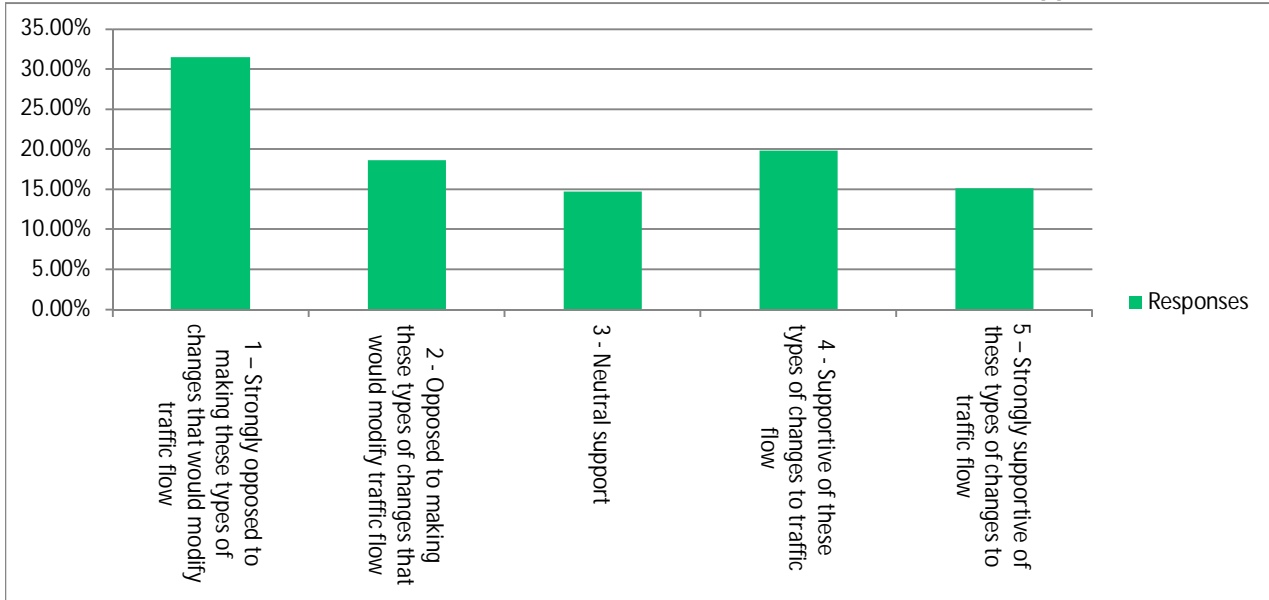
City of Capitola Jewel BoxTraffic Community Survey

To reduce the cut-through traffic, certain streets or intersections may need to be modified to restrict movements, such as one-way streets or dead end streets. For some residents this may mean a less direct route for certain trips, and some intersections may become more congested.

On a scale of 1-5 how willing are you to be inconvenienced in coming and going to your residence due to changes?

Answer Choices	Responses	
1 – Strongly opposed to making these types of changes that would modify traffic flow	31.52%	81
2 - Opposed to making these types of changes that would modify traffic flow	18.68%	48
3 - Neutral support	14.79%	38
4 - Supportive of these types of changes to traffic flow	19.84%	51
5 – Strongly supportive of these types of changes to traffic flow	15.18%	39

Answered 257
Skipped 33



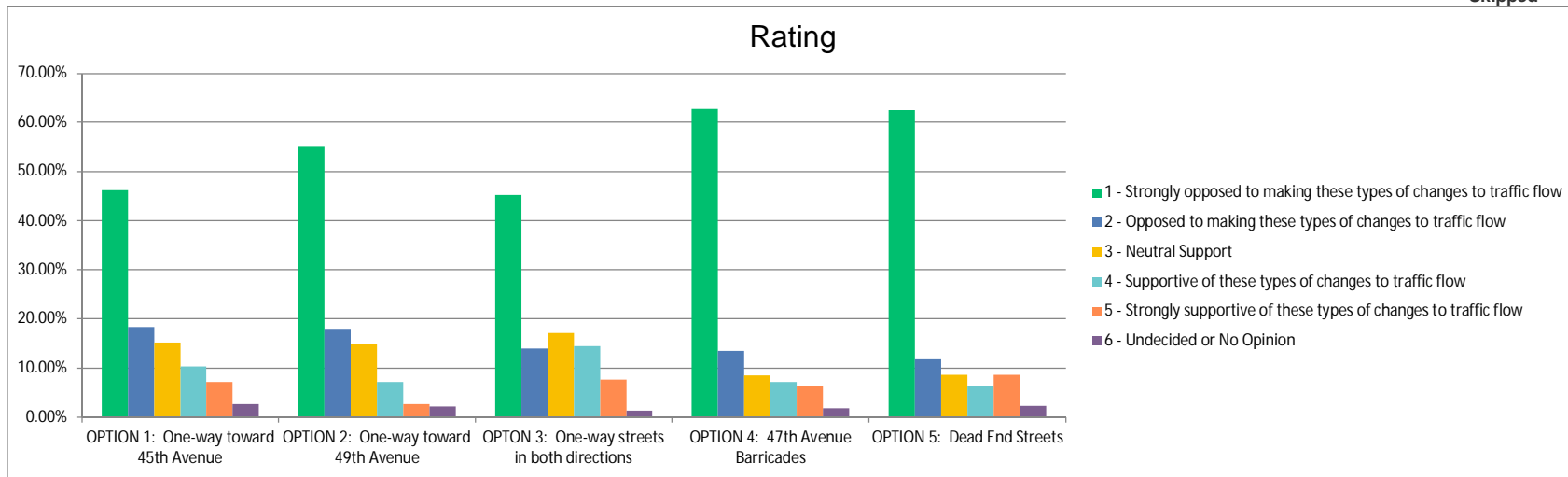
City of Capitola Jewel BoxTraffic Community Survey

Based on the options presented above, how would you support these changes to the road system?

Rating

	1 - Strongly opposed to making these types of changes to traffic flow		2 - Opposed to making these types of changes to traffic flow		3 - Neutral Support		4 - Supportive of these types of changes to traffic flow		5 - Strongly supportive of these types of changes to traffic flow		6 - Undecided or No Opinion		Total
OPTION 1: One-way toward 45th Avenue	46.19%	103	18.39%	41	15.25%	34	10.31%	23	7.17%	16	2.69%	6	223
OPTION 2: One-way toward 49th Avenue	55.16%	123	17.94%	40	14.80%	33	7.17%	16	2.69%	6	2.24%	5	223
OPTON 3: One-way streets in both directions	45.25%	100	14.03%	31	17.19%	38	14.48%	32	7.69%	17	1.36%	3	221
OPTION 4: 47th Avenue Barricades	62.78%	140	13.45%	30	8.52%	19	7.17%	16	6.28%	14	1.79%	4	223
OPTION 5: Dead End Streets	62.44%	138	11.76%	26	8.60%	19	6.33%	14	8.60%	19	2.26%	5	221

Answered 226
Skipped 64

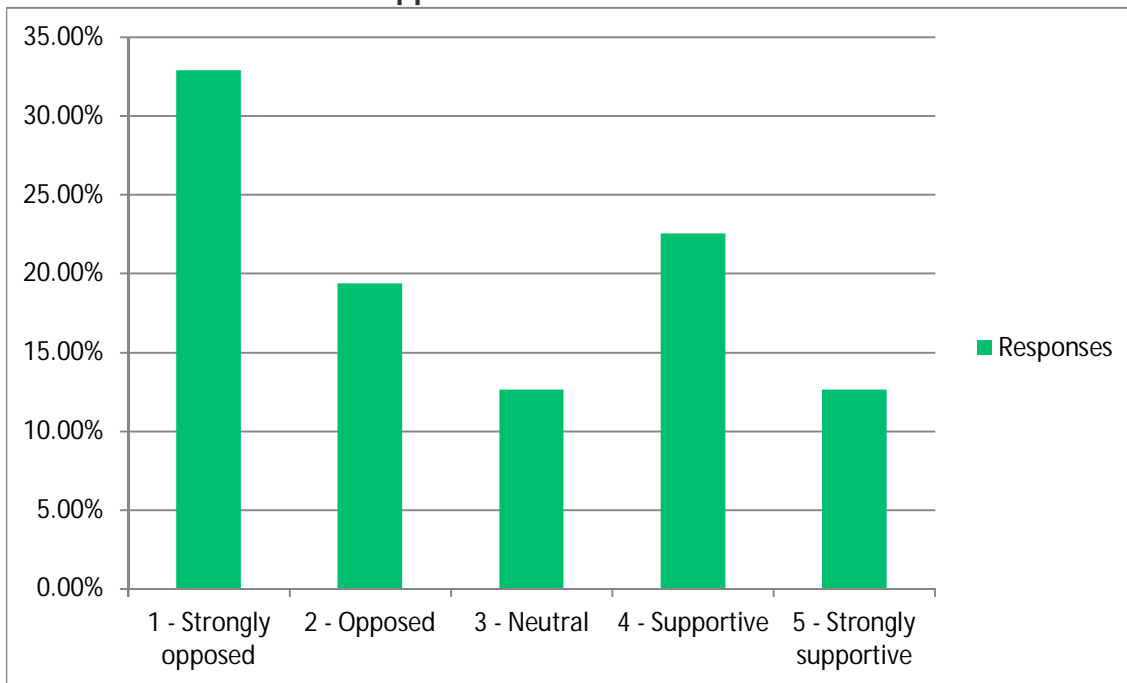


City of Capitola Jewel BoxTraffic Community Survey

Looking again at the map of the Greater Jewel Box Survey Area, on a scale of 1-5, how supportive would you be of more significant changes (such as limiting traffic on Jade Street or 47th Avenue) to reduce traffic in the greater Jewel Box area understanding that these actions would significantly change traffic patterns on the surrounding streets?

Answer Choices	Responses	
1 - Strongly opposed	32.88%	73
2 - Opposed	19.37%	43
3 - Neutral	12.61%	28
4 - Supportive	22.52%	50
5 - Strongly supportive	12.61%	28

Answered 222
Skipped 68



City of Capitola Jewel BoxTraffic Community Survey

On a scale of 1-5, how supportive are you for the City to consider less significant changes such as increased signage ("local traffic only", "drive like your kids live here", etc.), speed tables/humps, and radar or noise feedback sign before modifying circulation patterns?

Answer Choices	Responses	
1 - Strongly opposed	10.41%	23
2 - Opposed	10.86%	24
3 - Neutral	14.93%	33
4 - Supportive	36.20%	80
5 - Strongly supportive	27.60%	61

Answered 221
Skipped 69

